

Put Your Records On

Corinne Bailey Rae

Edited 1-28-24

INTRO

A |-----|-----|-----|
E |-----|-----|-----|
C |-----|-----|-----6-----|
G |---22---2-----|---66---6-----|---77-----|

VERSE 1

A | B7 |
Three little birds sat on my window
D | A |
And they told me I don't need to wo-rry
A | B7 |
...Summer came like cinna-mon, so sweet
D | A |
Little girls, double-dutch on the con-crete

PRE-CHORUS (soft)

F#m | Db | A | B |
Maybe sometimes we got it wrong, but it's alright
| Dmaj7 |
The more things seems
| Dmaj7 | Dmaj7 |
to change, the more they stay the same

CHORUS

Dmaj7 |
Ooo, don't you hesitate
A |
Girl, put your records on,
B7 |
Tell me your favorite song
D | A |
You go ahead, let your hair down
A |
Sapphire and faded jeans
B7 |
I hope you get your dreams
D | A |
Just go ahead, let your hair down
D | Dm |
You're gonna find yourself somewhere,
| A |
Some-how

VERSE 2

A | B7 |
Blue as the sky, sunburnt and lonely
D | A |
Sipping tea in the bar by the road side
| A |
(Just relax, just relax)

| B7 |
Don't you let those other boys fool you
D | A |
Gotta love that Afro hair do

PRE-CHORUS (soft)

F#m | Db | A | B |
Maybe sometimes we got it wrong, but it's alright
| Dmaj7 |
The more things seems
| Dmaj7 | Dmaj7 |
to change, the more they stay the same

CHORUS

Dmaj7 |
Don't you think it's strange?
A |
Girl, put your records on,
B7 |
Tell me your favorite song
D | A |
You go ahead, let your hair down
A |
Sapphire and faded jeans
B7 |
I hope you get your dreams
D | A |
Just go ahead, let your hair down
D | Dm |
You're gonna find yourself somewhere,
|
Somehow

BRIDGE

Bm |
Just more than I could take
Bm |
Pity for pity's sake
F#m |
Some nights kept me awake
F#m |
I thought that I was stronger
Bm | Bm7 |
When you gonna realize that you
| D |
don't even have to try any longer?
Dm |
Do what you want to

CHORUS

A |
Girl, put your records on,
B7 |
Tell me your favorite song
D | A |
You go ahead, let your hair down
A |
Sapphire and faded jeans
B7 |
I hope you get your dreams
D | A |
Just go ahead, let your hair down

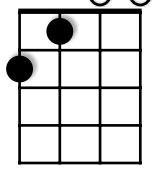
CHORUS

A |
Girl, put your records on,
B7 |
Tell me your favorite song
D | A |
You go ahead, let your hair down
A |
Sapphire and faded jeans
B7 |
I hope you get your dreams
D | A |
Just go ahead, let your hair down

OUTRO

| D single | Dm single |
Ooo, You're gonna find yourself somewhere,
| A |
Some-how.

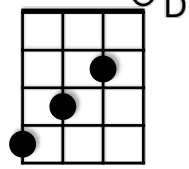
A



Bm

Detailed description: A guitar fretboard diagram for the A major chord. The strings are numbered 1 to 6 from right to left. Frets are numbered 1 to 4 from top to bottom. Fingering: 1st fret, 2nd string (index); 2nd fret, 4th string (middle); 3rd fret, 5th string (ring); 4th fret, 6th string (pinky). Open strings (1st, 3rd, 6th) are indicated by small circles above the strings.

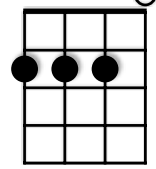
B7



Bm7

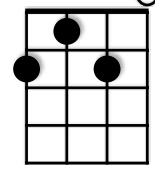
Detailed description: A guitar fretboard diagram for the B7 chord. Fingering: 1st fret, 2nd string (index); 2nd fret, 4th string (middle); 3rd fret, 5th string (ring); 4th fret, 6th string (pinky). A small 'D' with a circle above it is positioned above the 4th fret, 5th string, indicating a double stop with the D major chord.

D



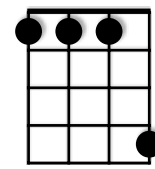
Detailed description: A guitar fretboard diagram for the D major chord. Fingering: 2nd fret, 4th string (index); 3rd fret, 5th string (middle); 2nd fret, 6th string (ring). An open string (1st) is indicated by a small circle above the string.

F#m



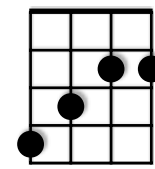
Detailed description: A guitar fretboard diagram for the F#m chord. Fingering: 1st fret, 2nd string (index); 2nd fret, 4th string (middle); 3rd fret, 5th string (ring). An open string (6th) is indicated by a small circle above the string.

Db



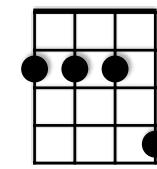
Detailed description: A guitar fretboard diagram for the Db chord. Fingering: 1st fret, 2nd string (index); 1st fret, 4th string (middle); 1st fret, 5th string (ring); 3rd fret, 6th string (pinky).

B



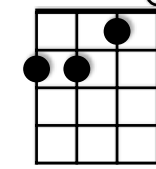
Detailed description: A guitar fretboard diagram for the B major chord. Fingering: 2nd fret, 4th string (index); 3rd fret, 5th string (middle); 4th fret, 6th string (ring); 2nd fret, 1st string (pinky).

Dmaj7



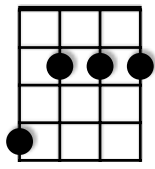
Detailed description: A guitar fretboard diagram for the D major 7th chord. Fingering: 2nd fret, 4th string (index); 3rd fret, 5th string (middle); 2nd fret, 6th string (ring); 2nd fret, 1st string (pinky).

Dm



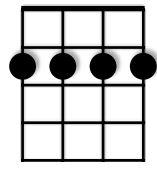
Detailed description: A guitar fretboard diagram for the D minor chord. Fingering: 2nd fret, 4th string (index); 3rd fret, 5th string (middle); 2nd fret, 6th string (ring). An open string (1st) is indicated by a small circle above the string.

Bm



Detailed description: A guitar fretboard diagram for the B minor chord. Fingering: 2nd fret, 4th string (index); 2nd fret, 5th string (middle); 3rd fret, 6th string (ring); 1st fret, 1st string (pinky).

Bm7



Detailed description: A guitar fretboard diagram for the B minor 7th chord. Fingering: 2nd fret, 4th string (index); 2nd fret, 5th string (middle); 3rd fret, 6th string (ring); 1st fret, 1st string (pinky).